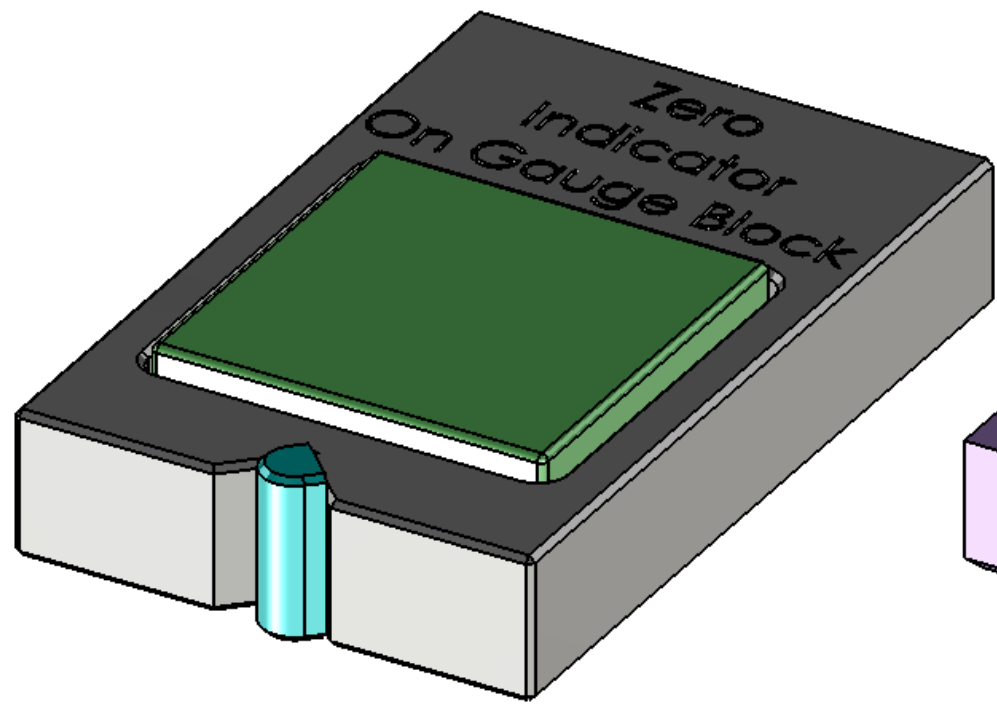
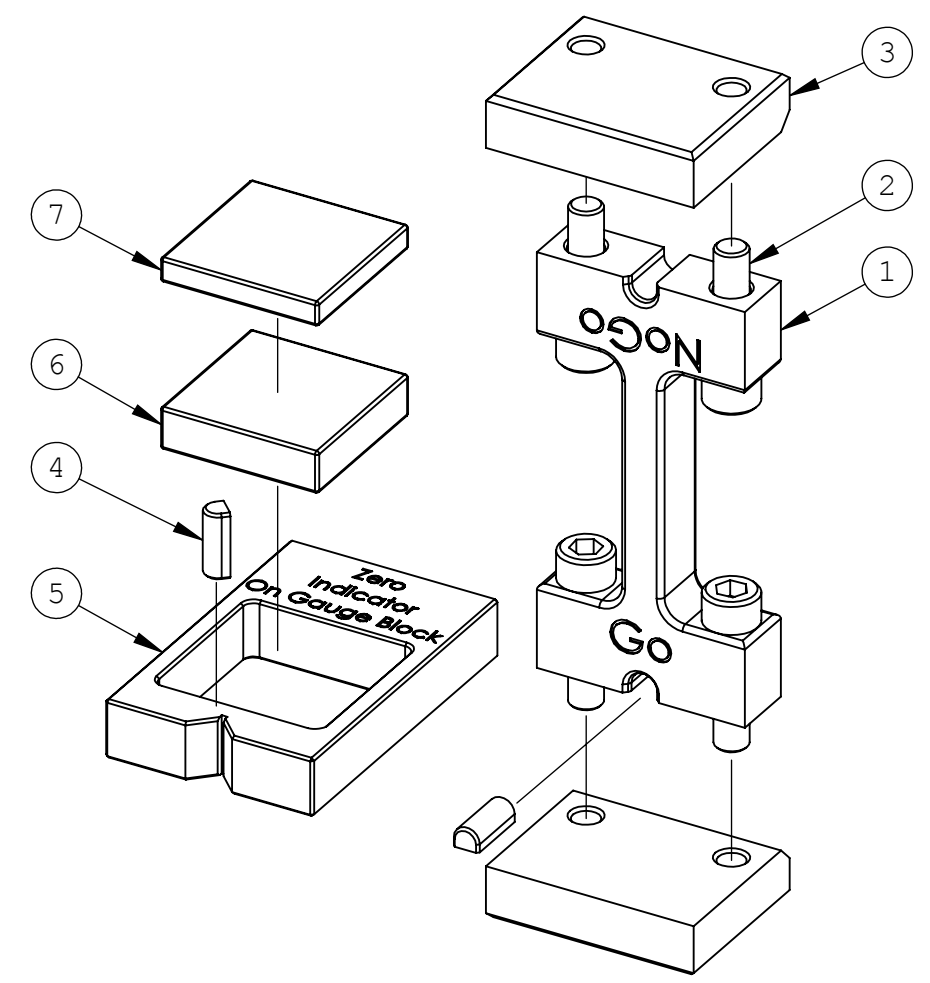
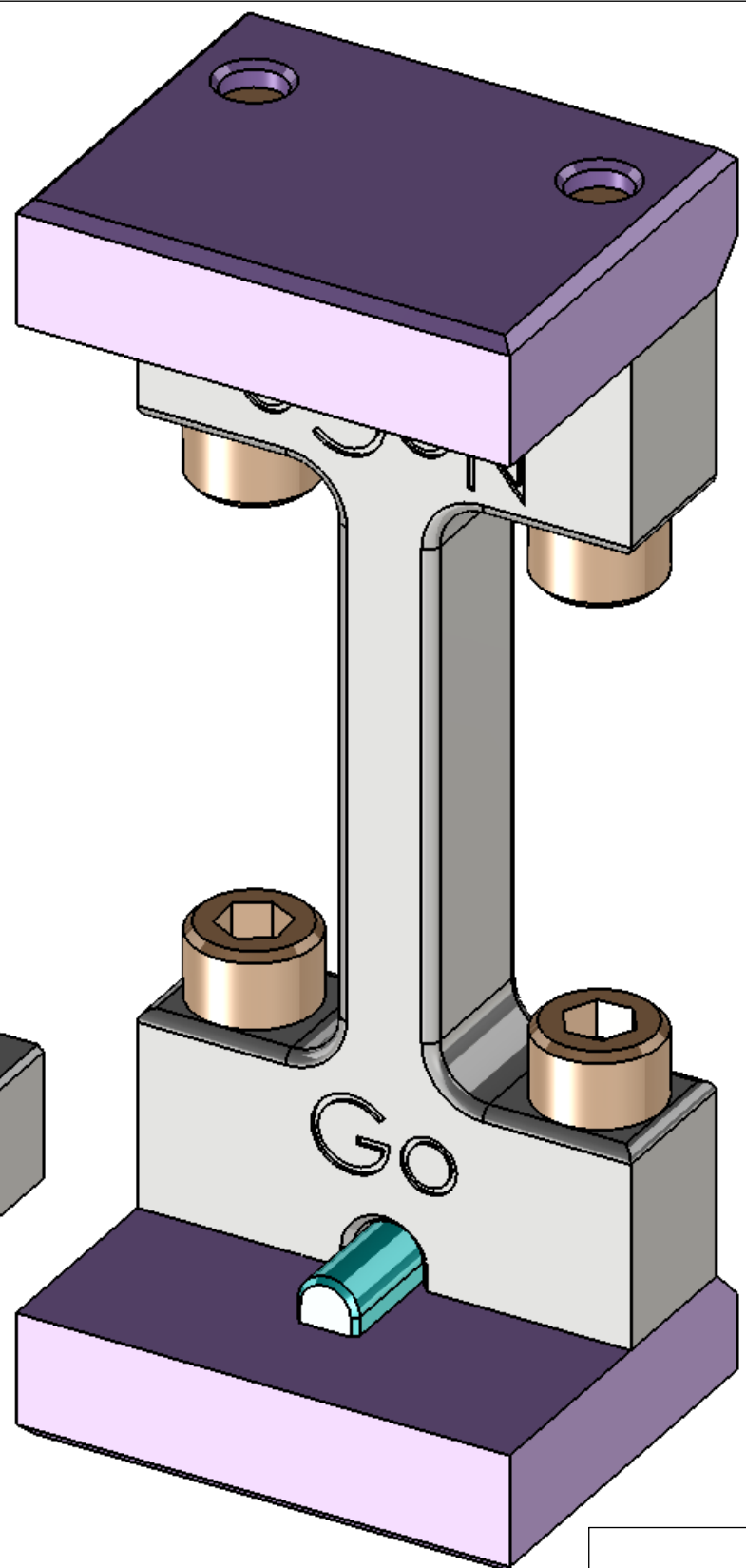


REV.	CO #	DATE	REVISION DESCRIPTION	ENGINEER
A	CO-x	-	INITIAL RELEASE	Mark Smith



Item No.	Part Number	Description	Qty.
1	DR-24177	Gauge Body	1
2	91251A345	10-32 x .750 SHCS McMaster	4
3	DR-24178	Gauge Stop	2
4	DR-33836	Detector Lens	2
5	DR-24179	Fixture, Lens Height	1
6	2233A6-250	Square Gauge Block .250 Thick	1
7	2233A4-144	Square Gauge Block .144 Thick	1

- NOTES:
1. Material: Misc.
 2. Finish: -
 3. Remove all burrs & sharp edges.
 4. An oval around a dimension indicates inspection dimension per AP-10020.
 5. See CAD database for all unspecified dimensions.
 - 6.

TOLERANCES (EXCEPT AS NOTED) .X = ±.1 .XX = ±.01 .XXX = ±.005 ANG = ±1°	DRAWN: Mark Smith 12/4/12	PART IS LISTED IN UL FILE: NO
	CHK: ENG: Mark Smith 12/4/12	
DO NOT SCALE DWG	MFG: QA:	TITLE: Fixture, Lens Go/NoGo
DIMENSIONS ARE IN INCHES UNLESS OTHERWISE SPECIFIED	THIRD ANGLE PROJECTION	SIZE: B DR #: DR-24176 REVISION: A SCALE: 2.5:1 SHEET: 1 OF 1